

Wichita Pit Bull Dogs in 2008

- 55% of all dogs deemed dangerous were pit bulls (41 pit bull dogs deemed dangerous).
- 34% of attacks and bites involved pit bull dogs (246 pit bull attacks/bites).
- 28% of dogs found running at large were pit bulls (1,279 pit bulls found running loose).
- 25% of dogs impounded were pit bulls dogs (1,575 pit bulls impounded).
- 37% of all dogs euthanized were pit bull dogs (1,255 pit bulls euthanized).
- 23% of dog complaints involved pit bull dogs (2,523 complaints involved pit bull dogs).
- Only 16% per cent pit bull dogs redeemed (252 pit bulls redeemed).

WPD Dog Encounters 2004-2008					
	2004 Actual	2005 Actual	2006 Actual	2007 Actual	2008 Actual
Total animal shooting incidents	46	48	30	55	43
Number of dogs encountered	50	40	23	53	22
Number of pit bull dogs encountered	33	32	17	46	21

In 2008 there were 22 police encounters with dogs, 21 (95%) of which were pit bulls.

Pit bulls Dogs Encountered by WPD 2004 - 2008:

The percentage of aggressive dogs encountered by WPD that were pit bull dogs has increased four consecutive years (from 66% in 2004 to 95% in 2008).

- In 2004 66% of all dogs encountered by PD were pit bull dogs.
- In 2005 80% of all dogs encountered by PD were pit bull dogs.
- In 2006 74% of all dogs encountered by PD were pit bull dogs.
- In 2007 87% of all dogs encountered by PD were pit bull dogs.
- In 2008 95% of all dogs encountered by PD were pit bull dogs.

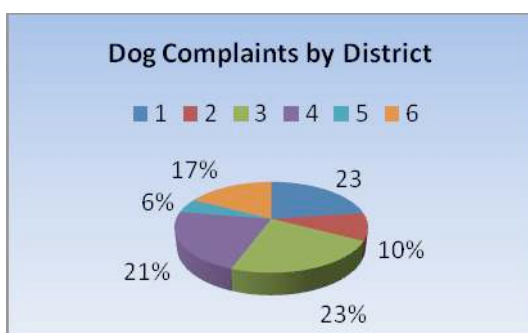
Animal Services: 2008 Annual Dog Statistics Report

Dog Control Statistics 2008														
All Dogs	Jan	Feb	Mar	Apr	May	June	July	Aug	Sept	Oct	Nov	Dec	Total	2007
Dog complaints	960	829	1028	888	893	934	966	928	880	923	832	732	10,793	N/A
Dogs impounded	448	454	557	591	542	626	557	471	479	521	373	407	6,026	6,338
Dogs euthanized	283	277	332	347	299	351	285	288	297	278	182	188	3,407	4,098
Percent dogs redeemed	14%	17%	20%	24%	30%	25%	15%	12%	14%	26%	30%	26%	25%	23%
Dogs running at large	357	367	477	390	340	412	448	391	380	425	306	324	4,617	4,191
Dog attacks* investigated	17	12	5	20	20	37	6	23	54	27	17	14	252	*
Dog bites* investigated	26	38	31	45	66	58	48	43	42	29	24	31	481	470
Dogs deemed dangerous**	8	5	2	18	10	3	2	2	10	9	3	3	75	198
Pit Bulls	Jan	Feb	Mar	Apr	May	June	July	Aug	Sept	Oct	Nov	Dec	Total	2007
Pit bull complaints	224	168	223	216	201	248	233	217	206	221	194	172	2,523	N/A
Pit bulls impounded	107	107	140	144	165	147	219	134	119	126	73	94	1,575	1,793
Pit bulls euthanized	103	94	121	124	126	108	178	96	91	91	51	72	1,255	1,559
Percent Pit bulls redeemed	2%	9%	4%	12%	20%	24%	14%	24%	22%	17%	27%	16%	16%	13%
Pit bulls running at large	85	81	126	110	136	119	175	119	88	94	67	79	1,279	1,477
Pit bull attacks* investigated	10	5	3	9	9	22	1	16	24	9	5	5	118	*
Pit bull bites* investigated	7	11	5	16	21	16	16	10	9	8	6	3	128	131
Pit bulls deemed dangerous**	5	5	0	5	6	1	1	2	4	9	0	3	41	59

*Prior to 2008, "attacks" and "bites" were not tracked as separate measures. 2006 and 2007 totals include attacks and bites combined.


**Prior to 2008, "dogs (and pit bulls) deemed dangerous" indicates the number of dogs that were signed over to animal services for biting. All of these dogs were not necessarily "dangerous dogs".

Complaints involving dogs by Council District 2008



Animal Services responded to 10,793 dog complaints. Percentages of dog complaints by Council District in 2008 were:

- District 1 23%
- District 2 10%
- District 3 23%
- District 4 21%
- District 5 06%
- District 6 17%

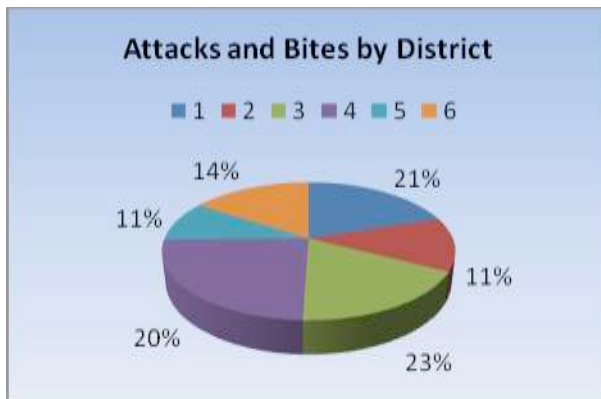


Year to date, Animal Services has responded to 2,523 complaints involving pit bulls. 23% of all dog complaints involved one or more pit bulls. Percentages of pit bull complaints by Council District in 2008 were:

- District 1 31%
- District 2 7%
- District 3 26%
- District 4 19%
- District 5 3%
- District 6 14%

Attacks and bites by Council District 2008 Totals

Dog Attack & Bite Report 2008 Year End Totals							
Attack & Bite Statistics for All Dogs							
	District 1	District 2	District 3	District 4	District 5	District 6	Total All Districts
Dog complaints investigated	2,465	1,116	2,489	2,268	666	1,789	10,793
Dog attacks investigated	44	19	81	50	17	41	252
Dog bites investigated	113	58	89	99	60	62	481
Dogs deemed dangerous	14	9	27	8	9	8	75
Attack & Bite Statistics for Pit Bulls							
Pit bull complaints investigated	793	163	663	472	68	364	2,523
Pit bull attacks investigated	28	6	39	24	6	15	118
Pit Bull bites investigated	40	9	23	31	12	13	128
Pit bulls deemed dangerous	9	5	14	3	6	4	41



Animal Services investigated 733 dog attack and bite reports in 2008. Seventy-five dogs were deemed dangerous in 2008.

- 34% of dog attacks and bites involved pit bull dogs.
- 55% of the dogs deemed dangerous were pit bulls.
- 27% of the dog bites were caused by pit bull dogs.

Animal Services Annual Trends: 2008 compared to 2007

- Dogs impounded in 2008 decreased by 5% (6,026 vs. 6,338).
- Pit bulls impounded in 2008 decreased by 12% (1,575 vs. 1,793).
- Dogs euthanized in 2008 decreased by 17% (3,407 vs. 4,098).
- Pit bulls euthanized in 2008 decreased by 19% (1,255 vs. 1,559).
- **Dogs found running loose in 2008 increased by 9 % (4,617 vs. 4,191).**
- Pit bull dogs found running loose in 2008 decreased by 13% (1,279 vs. 1,477)
- **Dog bites investigated in 2008 increased by 2% (481 vs. 470).**
- Pit bull bites decreased in 2008 by 2% (128 vs. 131) .

Wichita Police Department Report 2008

WPD Dog Encounters 2004-2008					
	2004 Actual	2005 Actual	2006 Actual	2007 Actual	2008 Actual
Total animal shooting incidents	46	48	30	55	43
Number of dogs encountered	50	40	23	53	22
Number of pit bull dogs encountered	33	32	17	46	21
Number of dogs killed	22	21	11	23	13
Number of dogs injured	10	11	4	14	7
Number of incidences in Patrol North	21	20	11	25	13
Number of incidences in Patrol East	9	11	5	9	10
Number of incidences in Patrol West	8	14	8	11	15
Number of incidences in Patrol South	8	3	6	10	6

WPD Annual Trends

In 2008 there were 22 police encounters with dogs, 21 (95%) of which were pit bulls.

For 2007 officers were dispatched to 24 calls involving vicious dogs or dog bite reports that resulted in the officer discharging a weapon. Pit bulls or Pit bull mixes made up 87% of the dogs encountered by the officers.

For 2006 officers responded to 13 vicious dog complaints that resulted in the officer discharging a weapon. Of the 23 different dogs encountered, 17 were identified as pit bull or pit bull mix breed. 74% of all dogs encountered in 2006 were identified as pit bull or pit bull mix breed.

Summary of pit bulls encountered by Wichita PD 2004 through YTD:

The percentage of aggressive dogs encountered by WPD that was pit bulls has increased four consecutive years (from 66% in 2004 to 95% in 2008).

- In 2004 66% of all dogs encountered by PD were pit bull dogs.
- In 2005 80% of all dogs encountered by PD were pit bull dogs.
- In 2006 74% of all dogs encountered by PD were pit bull dogs.
- In 2007 87% of all dogs encountered by PD were pit bull dogs.
- **In 2008 95% of all dogs encountered by PD were pit bull dogs.**